

Leg Information Chart



Classroom Furniture	Model	Leg Signifier	Leg Type	Silver Item #	Black Item #	Leg H" w/ Standard Acces.	Nylon Glide (NSL-33056)	Steel Glide (NSL-33056S)	Soft Touch Glide (04067920)	Grand Hank Glide (040164)	Soft Tread Locking Caster (04067540)	3" HD Locking Casters (See Below)
ELO	Desk/Tables	ELO -ADJ	1.25" Square Adj.	0400570-G4	0400570	25-30"	Standard	-SG	-FG	-HG	-CA	N/A
		ELO -EJA	1.25" Square Jr. Adj.	0400755-G4	0400755	20-25"	Standard	-SG	-FG	-HG	-CA	N/A
		ELS -ADJ	2" Straight Round Adj.	04067832-G4	04067832	26.25-41.25"	Standard	-SG	-FG	-HG	-CA	N/A
		ELS -EJA	2" Straight Round Universal Adj.	04066652-G4	04066652	20-33"	Standard	-SG	-FG	-HG	-CA	N/A
		ELS -MJA	2" Straight Round Mini Jr. Adj.	04067425-G4	N/A	10.75-17.75"	-NG	-SG	-FG	Standard	-CA	N/A
		ELS -FX	2" Straight Round Fixed	04067792-G4	N/A	28.11"	-NG	-SG	-FG	Standard	-CA	N/A
		ELS -FX-CA	2" Straight Round Fx. w/Casters	04067839-G4	N/A	28.11"	N/A	N/A	N/A	N/A	-CA**	N/A
		ELP -ADJ	2" Straight Round Pin Adj.	04066829-G4	N/A	25-39"	Standard	-SG	-FG	-HG	-CA	N/A
ELP -EJA	2" Straight Round Universal Pin Adj.	04066785-G4	N/A	19-29"	Standard	-SG	-FG	-HG	-CA	N/A		
UNET	Desk/Tables	UNET -ADJ	1.25" Square Adj.	04067351-G4	04067351	26-38"	Standard	-SG	-FG	-HG	-CA	N/A
		UNET -EJA	1.25" Square Universal Adj.	04067355-G4	04067355	19-31"	Standard	-SG	-FG	-HG	-CA	N/A
	Desk w/Footrest	UNET -F -ADJ	1.25" Square Adj. w/Footrest	04067351-G4	04067351	26-38"	-NG	-SG	-FG	Standard*	N/A	N/A
		UNET -F -EJA	1.25" Square Uni. Adj. w/Footrest	04067355-G4	04067355	19-31"	-NG	-SG	-FG	Standard*	N/A	N/A
	Workstations	UWST -ADJ	1.25" Square Adj.	04067351-G4	04067351	26-38"	Standard	-SG	-FG	-HG	-CA	N/A
		UWST -EJA	1.25" Square Uni. Adj.	04067355-G4	04067355	19-31"	Standard	-SG	-FG	-HG	-CA	N/A

Elevate Desks/Tables & Lecterns	Base Type	Base Signifier	Base Type	Silver Base Item #	Black Base Item #	Base H" w/ Standard Acces.						
ELEVATE	Teacher's Desks	KPT -ADJ	Adjustable	Call Estimating for Base #'s		26.75-46.25" (-HG) / 29-48.5" (-CA)	-NG	-SG	-FG	Standard*	Standard*	N/A
	Student Desks	PNH -EJA	Jr. Adjustable	04068471-G4	04068471	22.84-32.88" (-HG) / 24.84-34.88" (-CA)	-NG	-SG	-FG	Standard	Standard	N/A
		PNH -ADJ	Adjustable	04067304-G4	04067304	26.69-39.69" (-HG) / 28.69-41.69" (-CA)	-NG	-SG	-FG	Standard	Standard	N/A
	2-Student Tables	PNT -ADJ	Adjustable	04067412	N/A	26.31-39.31" (-HG) / 28.28-41.28" (-CA)	-NG	-SG	-FG	Standard	Standard	N/A
	Cafe/Lecterns	PNX -ADJ	Adjustable (26" X-Base)	04067411-G4^	040067411^	25.75-38.75" (-HG) / 27.75-40.75" (-CA)	-NG	-SG	-FG	Standard	Standard	N/A
	Cafe Tables	PNX -ADJ	Adjustable (32" X-Base)	04067305-G4^	04067305^		-NG	-SG	-FG	Standard	Standard	N/A

Important Information

- Catalog heights reflect OVERALL heights
- Dual wheel soft tread locking casters raises height by 2.11"
- 3" Heavy duty locking casters raises height by 3.5"

*KPT & UNET -F standard leg accessories need to be included in BOM regardless of option chosen.

**ELS -FX - when caster option (-CA) is selected, Soft Tread locking casters are already included in the leg.







^Column item #'s: Silver - 04067306-G4 Black - 04067306

3" HD Casters w/ Brake

Code	SKU
-HDCA	0400993

Code	SKU	Colors
-HDCCP	04067882-P	Purple
-HDCCR	04067882-R	Red
-HDCCCL	04067882-L	Lime Green
-HDCCB	04067882-B	Blue
-HDCCO	04067882-O	Orange
-HDCCG4	04067882-G4	Grey
-HDCC09	04067882-09	Black

Leg Information Chart

Multipurpose Tables	Model	Leg Signifier	Leg Type	Silver Item # for 24" - 30"	Silver Item # for 36" - 42"	Additional Colored Frames	Leg H" w/ 3" HD Caster (Standard)	 Nylon Glide (NSL-33056)	 Steel Glide (NSL-33056S)	 Soft Touch Glide (04067920)	 Grand Hank Glide (040164)	 Soft Tread Locking Caster (04067540)	 3" HD Locking Casters (See Below)	
EPIC	Tables	EPC	-FX	Fixed	04067852-G4	04068084-G4	Black, Blue, Green, Orange, Purple & Red	23.98"	-NG [^]	-SG [^]	-FG [^]	-HG [^]	-CA [^]	Standard*
		EPC	-WFX	Fixed	04067853-G4	04068085-G4		30.63"	-NG [^]	-SG [^]	-FG [^]	-HG [^]	-CA [^]	Standard*
		EPC	-SFX	Fixed	04067854-G4	04068086-G4		34.63"	-NG [^]	-SG [^]	-FG [^]	-HG [^]	-CA [^]	Standard*

Multipurpose Tables	Model	Leg Signifier	Leg Type	Silver Item #	Black Item #	Leg H" w/ Glide (Standard)							
LOBO	Tables	LOB	-ADJ	1.5" Square Adj.	0409195-G4	0409195	22.25-36.25"	Standard	-SG	-FG	-HG	-CA	-HDCA
		LOB	-ALR	2" Round Adj.	0409193-G4	0409193	22.25-36.25"	Standard	-SG	-FG	-HG	-CA	-HDCA
		LOB	-ABP	2" Square Adj. (Big Paw)	N/A	0409196	22.25-36.25"	Standard	-SG	-FG	-HG	-CA	-HDCA
		LOB	-FX	1.5" Square Fixed	0409194-G4	0409194	28.25"	Standard	-SG	-FG	-HG	-CA [^]	-HDCA [^]

Multipurpose Tables	Model	Leg Signifier	Leg Type	Silver Item #	Black Item #	Leg H" w/ Glide (Standard)							
TORO	Tables	TOR	-ADJ	1.5" Square Adj.	04068631-G4	04068631-01	20.25-36.25"	Standard	-SG	-FG	-HG	-CA	-HDCA
		TOR	-ALR	2" Round Adj.	0409193-01-G4	0409193-01	20.25-36.25"	Standard	-SG	-FG	-HG	-CA	-HDCA
		TOR	-FX	1.5" Square Fixed	Call Estimating for frame #		28.75"	Standard	-SG	-FG	-HG	-CA [^]	-HDCA [^]
		TOR	-FXR	2" Round Fixed	Call Estimating for frame #		28.75"	Standard	-SG	-FG	-HG	-CA [^]	-HDCA [^]

Important Information

- Catalog heights reflect OVERALL heights
- Dual wheel soft tread casters raises height by 2.11"
- 3" Heavy duty casters raises height by 3.5"
- Additional colors for fixed TORO Frames ONLY are: Blue, Green, Orange, Purple & Red


*EPC standard leg accessories need to be included in BOM regardless of option chosen.

[^]EPIC overall fixed height will decrease when ordering any of the optional glides or the Soft Tread casters.

[^]LOBO & TORO overall fixed height will increase when ordering any type of casters.

3" HD Casters w/ Brake

Code	SKU
-HDCA	0400993



	Code	SKU	Colors
3" HD Colored Casters w/ Brake	-HDCCP	04067882-P	Purple
	-HDCCR	04067882-R	Red
	-HDCCCL	04067882-L	Lime Green
	-HDCCB	04067882-B	Blue
	-HDCCO	04067882-O	Orange
	-HDCCG4	04067882-G4	Grey
	-HDCC09	04067882-09	Black

