

### Classic Construction:

Classic cabinets (sides, back and bottom) are constructed using fully doweled 0.75" particle board with double sided thermal fused laminate (TFL) with a 0.75" sub-top/sub-bottom particle board with matching 3mm PVC edge banding.

Top core material is 1.125" thick particle board with a phenolic backer sheet and high pressure laminate on top making the total top thickness at 1.25". Matching WB Standard 3mm PVC edge banding is applied to all sides.

Drawers are fully doweled, 0.75" matching TFL front w/3mm PVC edge banding, 4" satin nickel pulls and standard full extension side mount steel ball bearing glides. Gang lock on top drawer.

Doors are 0.75" double sided TFL, matching 3mm PVC edge banding, 4" satin nickel wire pulls, 6-point adjustable concealed hinges (European hinge) and a Disk Tumbler lock.

Shelves are double sided TFL, matching 3mm PVC edge banding on front edge, adjustable shelves have four double-pin shelf clips per shelf to prevent the shelves from sliding out or tipping. Fixed shelves are fully doweled.

Integrated, 1" caster base, matching 3mm PVC edge banding, 75mm dual wheel plate casters (two locking and two non-locking), casters installed onsite by others.

Desk is finished off with a 12" tall modesty panel made of 0.75" double sided TFL with matching 3mm PVC edge banding.

3" tote trays included with specific desks. Translucent totes are standard. Additional optional colors are; Sunshine Yellow, Royal Blue, Grass Green, Flame Red, Tropical Orange, Plum Purple, Cyan Blue and Lime Jolly. 3", 6", 9" and 12" replacement tote trays, foam insert and tote lid are optional.

The following are optional: shallow pencil drawer, foam insert, tote lid and power supply modules.

**Premium cabinets** are constructed the same as the Classic **EXCEPT** the Premium cabinet components are **double sided high pressure laminate (HPL)** in place of the double sided TFL.


### Assembly:

Each cabinet is factory assembled using glue and dowel construction but desk gets shipped unassembled.

**Shipping Class:** Pedestal: Density Based, Top: 70

**NMFC#:** Pedestal: 80440, Top: 83620-2

### Standard Features:




Wire pulls



6-point adjustable hinge (standard)



Full extension side mount steel ball bearing glides



4 double-pin clips



Deadbolt lock or Gang locks depending on model




Tote tray kit (-TB\_) (Translucent is standard, see catalog for color selection)




75mm dual wheel plate casters on cabinet


### Optional Features:



Shallow pencil drawer (-PD)



Foam insert (optional)



Tote lid (optional)



Power modules (See catalog for module selections)



TD2000-AC  
Shown in premium finish

### Tote Storage, 2 Drawers, 1 File Drawer, Gang Lock, Casters

Model #	Wgt	Description	W" x D" x H"
TD2000-AC	294	Gang Lock	60 x 24 x 30.13



**Translucent totes are standard. See page 432 of the catalog for color selections.**



TD2010-AC  
Shown in premium finish

### 2 Drawers, 3 File Drawers, Gang Locks, Casters

Model #	Wgt	Description	W" x D" x H"
TD2010-AC	356	Gang Locks	60 x 24 x 30.13



TD2015-AC  
Shown in premium finish

### 4 Drawers, 2 File Drawers, Gang Locks, Casters

Model #	Wgt	Description	W" x D" x H"
TD2015-AC	359	Gang Locks	60 x 24 x 30.13



TD2020-AC  
Shown with optional different colored edge band

### 1 Door with Adjustable Shelf, 2 Drawers, 1 File Drawer, Locks, Casters

Model #	Wgt	Description	W" x D" x H"
TD2020-AC	398	Gang Lock on Drawers, Deadbolt Lock on Door	60 x 24 x 30.13



TD2030-AC  
Shown in premium finish

### 1 Door with Adjustable Shelf, 2 File Drawers, Locks, Casters

Model #	Wgt	Description	W" x D" x H"
TD2030-AC	395	Gang Lock on Drawers, Deadbolt Lock on Door	60 x 24 x 30.13